


Using CodePen

to learn, prototype and inspire the front end



Hi, I'm Andrea

- I started building websites in 2001
- But I went to school for Journalism
- Today, I'm the Web Developer and Designer at Forte Research
- Slides are available at <http://bit.ly/codecinella032017>

First, a few questions

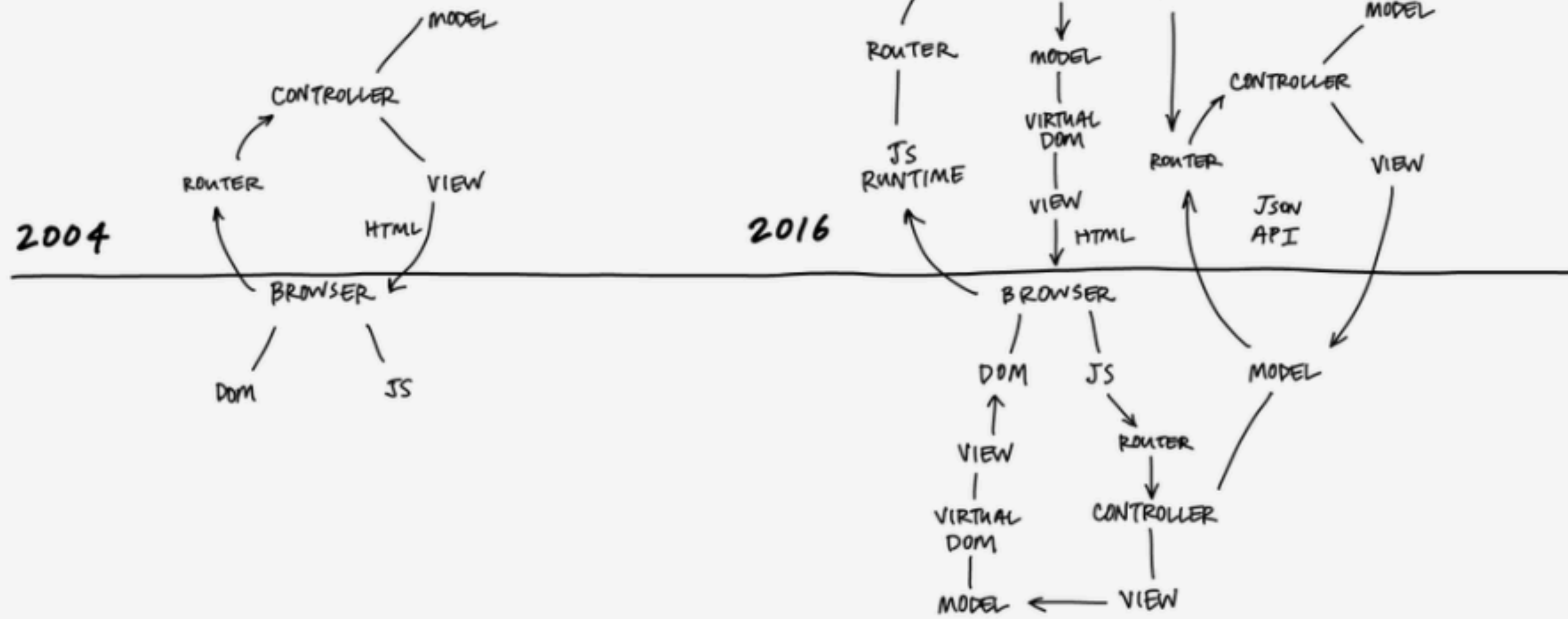
- Who here works on the front end with HTML, CSS and/or JavaScript
- Who already has a CodePen Account?
- Did anyone bring something they would like to share later?

Why CodePen?

- Learn
- Experiment
- Prototype
- Inspire
- Profit!

LEARN

Web development is
HARD these days



Sam Stephenson

@sstephenson



12 years of progress?

9:20 AM - 10 May 2016


 3,836
  3,381

The Future?

“So I just need to split my simple CRUD app into 12 microservices, each with their own APIs which call each others’ APIs but handle failure resiliently, put them into Docker containers, launch a fleet of 8 machines which are Docker hosts running CoreOS, “orchestrate” them using a small Kubernetes cluster running etcd, figure out the “open questions” of networking and storage, and then I continuously deliver multiple redundant copies of each microservice to my fleet. Is that it?”

From CircleCI Blog “It’s the Future” <https://circleci.com/blog/its-the-future>

but...

It can still be EASY

This Still Works

starter.html

×

```
1 <!doctype html>
2 <html lang="en">
3 <head>
4   <meta charset="utf-8">
5   <title>Basic HTML 5 Web Page</title>
6   <meta name="description" content="A basic page layout with HTML5 markup">
7   <meta name="author" content="Andrea Roenning">
8
9   <link rel="stylesheet" href="css/styles.css">
10 </head>
11 <body>
12   <!-- Your Content Goes here -->
13 <script src="js/script.js"></script>
14 </body>
15 </html>
16
```

The Web is still made of
HTML, CSS and JavaScript

So, how do you get started?

Cheap & free places to learn

- Team Treehouse - <https://teamtreehouse.com>
- CodeSchool - <https://www.codeschool.com>
- Free Code Camp - <https://www.freecodecamp.com>

or level up your skills?

- Wes Bos Tutorials - <http://wesbos.com>
- Front End Masters - <https://frontendmasters.com>
- Egghead.io - <https://egghead.io>
- Plus endless podcasts, blogs & email lists

So, you've done some tutorials.
You've learned a lot.

Why doesn't your website look as
good as you thought it would?

Good Work =
Good Taste + **Experience**

“All of us who do creative work, we get into it because **we have good taste**. But there is this gap.

For the first couple years you make stuff, it’s just not that good. ...
A lot of people never get past this phase, they quit.

... It is only by going through a volume of work that you will close that gap, and your work will be as good as your ambitions.”

Ira Glass, host of “This American Life”

Listen to the full quote on Vimeo <https://vimeo.com/24715531>

“Just Build Websites!”

Shoptalk Show hosts Dave Rupert & Chris Coyier

<http://shoptalkshow.com>

But how do you “Just Build Websites?”
You have to put them somewhere..

- Use localhost to view a site on your machine, maybe use browserify
- Host on your own server
- Pay a hosting company
- Upload a static site to GitHub Pages
- Set up hosting on Amazon Web Services (AWS)

CodePen

Demo Time

<http://codepen.io/andreawetzel/pen/dcee5209f2a77ee53fce513f334f308d>

starter.html



```
1 <!doctype html>
2 <html lang="en">
3 <head>
4   <meta charset="utf-8">
5   <title>Basic HTML 5 Web Page</title>
6   <meta name="description" content="A basic page layout with HTML5 markup">
7   <meta name="author" content="Andrea Roenning">
8
9   <link rel="stylesheet" href="css/styles.css">
10 </head>
11 <body>
12   <!-- Your Content Goes here -->
13 <script src="js/script.js"></script>
14 </body>
15 </html>
16
```



EXPERIMENT

Demo:

Wes Bos JavaScript 30 Canvas Tutorial

<http://codepen.io/andreawetzel/pen/EZaVyx/>

For the full JavaScript 30 course, visit <https://javascript30.com>

Demo:

Re-animate Nimblify SVG Logo

<http://codepen.io/andreawetzel/pen/ygPgwP/>

PROTOTYPE

Rethink Clinical Research Operations

Improving trial outcomes by connecting stakeholders in clinical research in innovative ways.

Sign up for updates from Nimblify.

Email:

Keep me informed



Participant Payments

A patient-centric way to pay and reimburse research subjects that involves no setup fees and does not require pre-funding an account.

Participant Payments



Protocol Calendar Exchange

A library of standardized schedule of events in a format sites can use for trial and visit planning, faster activation and increased compliance.


Protocol Calendar Exchange



Site Benchmarks

A free benchmarking tool for research sites to anonymously contribute operational metrics and compare their performance to peer organizations.

Site Benchmarks



Research Insights

Automated analytics and visualizations that give organizations deep, actionable answers to clinical research operation questions at a glance.

Research Insights

Subscribe

Initial Nimblify Concepts

<http://codepen.io/andreawetzel/full/xgBbVW>

<https://codepen.io/hvadebon/full/rjPawv>

After some Feedback

<http://codepen.io/andreawetzel/full/vxBVQV>

After CodePen prototypes were approved, we could move on with development.

Nimblify Website Refresh
Launched March 20th!

<https://nimblify.com>

A vertical pink bar is located on the left side of the image, extending from the top to the bottom.

INSPIRE

“What are the design trends
I should be aware of?”

<http://codepen.io>

Check out the picked pens on the home page

“How did that person
solve this problem?”

For example, a search for “button”

<http://codepen.io/search/pens?q=button&limit=all&type=type-pens>

Or “Material Design Cards”:

<http://codepen.io/search/pens?q=Material%20Design%20cards>

“I had no idea you could do THAT with just HTML, CSS & JavaScript”

- <http://codepen.io/tmrDevelops/pen/wgGeGa>
Canvas Animation from Tiffany Rayside
- <http://codepen.io/una/pen/OVNddb>
Pixel Art from CSS from Una Kravets
- <http://codepen.io/rachelnabors/pen/zHeir>
CSS only animation from Rachel Nabors
- <http://codepen.io/rachsmith/pen/QNXjjL>
Particle Cloud from Rachel Smith

(you may have noticed
that female developers are
kicking some ass here)

A Supportive Community

- Heart some pens
- Join a Community Challenge
- Tweet about pens you're proud of — you might end up featured on the home page!
- Sign up for the CodePen Spark Newsletter

Give Back

Put `your code` out there!

PROFIT!

“Yea, we looked at
your CodePen”

- My current employer

Don't have a portfolio?

Now you do.

Job board

In Closing

- Learn
- Experiment
- Prototype
- Inspire
- Profit!

But most of all,
have some fun!

Slide Link:

bit.ly/codecinella032017

Time to Share!

What do you use CodePen for?

Any favorite pen examples?

codecinella.org

